



Mendota's environmentally friendly, sealed combustion, direct vent fireplaces are designed to meet exacting governmental EPA standards, as well as national LEED and NAHB guidelines for high efficiency and low emissions.

Visit www.mendotahearth.com and click on the BurnGreen™ icon.



JOHNSON GAS APPLIANCE CO. Gas Specialists Since 1901 520 E Avenue NW Cedar Rapids, IA 52405	MENDOTA HEARTH DIVISION High Performance Fireplaces 520 E Avenue NW Cedar Rapids, IA 52405
--	---

Visit our website at: www.mendotahearth.com

THE MENDOTA FIREPLACE EXPERIENCE



FULLVIEW GAS FIREPLACES

Your Exclusive Mendota Dealer:

Luxury with every look

Thoughtful gazes or fleeting glances. Every look at your Mendota FullView gas fireplace reminds you of why you chose the best.

Cleaning ashes and stacking wood become distant memories. With the touch of a button, you can change the entire mood of your room or the outlook on your day. Our fires tend to your needs, not the other way around.

You're also in complete control of design elements from fronts to doors, even interior linings, so you can build a fireplace that fits your exact style.

Go ahead, take another look. You've earned it.

The optional
Black Porcelain
Reflective lining
creates a
dramatic look



Pioneer

Settle in for a long evening, or a long winter, in the comforting glow of your Mendota FullView fireplace outfitted with Pioneer firescreen doors. They capture classic woodburning fireplace ambiance, updated with twin firescreen doors in place of a traditional drape pull.

Available in Black finish

Simplicity from a FullView perspective

Simple can be stunning. Case in point—your Mendota FullView fireplace, right out of the carton. The uninterrupted view of the fire is ideal for those who want the beauty and simplicity of a true woodburning fireplace. Of course, there are plenty of optional fronts, linings and accessories to make the FullView uniquely yours.





Patent-pending design

Duchess

Frame your fire with exquisite stained glass insets and delight in watching the flames dance and flicker through a spectrum of colors. Rich, traditional hues of ruby and amber and modern jewel tones of swirled blue and purple glass help the Duchess front infuse a room with elegance and grace. On or off, it turns your high efficiency Mendota fireplace into an objet d'art.


Available in Black, Antique Copper and Swedish Nickel finishes with a choice of Sunrise, Autumn or Desert Vista stained glass color insets



Bentley

With its handsome lines and elegant arched doors, the Bentley Collection redefines the shape of luxury in today's homes. Made warm and welcoming by the Mendota FullView fire, the Bentley's regal, stately presence instantly transforms your room.


Available in Black, Antique Copper, Gold, Gun Metal, Natural Iron and Swedish Nickel finishes



Willow

Inspired by the sweeping branches of the weeping willow. The bold look of precision-cut steel is softened by graceful curves, creating a balance of thick and thin, strength and comfort. Operable doors let you enjoy the flames of your Mendota FullView fireplace to the fullest.

Available in Black, Antique Copper, Natural Iron and Swedish Nickel finishes





Focus on the fire

With the exact look and feel of a woodburning fireplace, Mendota's award-winning BurnGreen™ log fire will quickly become the focal point of your room. The unique FullView design places the fire on the hearth, with no telltale louvers or raised platform to hide the controls.

In the end, there's just you and the beautiful fire—the way the experience was always meant to be. Best of all, every Mendota fireplace is an ANSI/AGA certified high efficiency wall furnace that adjusts from a roaring fire with lots of heat to the lazy flames of a romantic late night campfire with the touch of a button.



Frame it in style

A big part of the Mendota fireplace experience is choosing just the right front, accessories and interior lining. The excitement of seeing how their shape and color come together to transform your room.

Whatever mood you wish to create—sophisticated, subtle, bold or rugged—Mendota has created a beautiful, precision-crafted front to frame your fire and enhance your unique style.

Design it online

Visit www.mendotahearth.com to view videos of the fire in action and design your perfect fireplace online.



Homestead

Harkening back to the days when fire was truly the focal point of the home, Homestead doors embody the simplicity and quality that are hallmarks of farmhouse style. The traditional steel finish and corner detailing lend a subtle touch that enhances and accents the beautiful flames.



Available in Black, Antique Copper, Natural Iron and Swedish Nickel finishes



Boulevard

Boulevard doors evoke an era when grand hotels and quaint shops lined a city's main thoroughfare. The classically sleek lines are equally at home in today's urban settings, offering a quiet sophistication and uninterrupted view of Mendota's exceptional FullView gas log fire.

Available in Natural Iron finish with Black insets



Serenade

Minimalist sensibilities find harmony with a hint of glamour around the edges. The Serenade front features a black finish punctuated by high notes of brushed nickel color. The handheld, multi-function remote control lets you luxuriate in adjusting the flame or turning your fireplace on and off without ever leaving your chair.

Available in Black finish with Brushed Nickel accent

Customize your FullView With One of Four Interior Linings

Choose from two standard or two optional linings to make your Mendota FullView fireplace as engaging to look at when the fire's off as when it's on.




Red Soldier Course Brick



Natural Aged Herringbone




Limestone Brick (optional)



Black Porcelain Reflective (optional)

Decorative Andirons Complete the Authentic Look



Classic Andirons (optional)

Complete Comfort Control, With Just a Simple Touch

This handsome, simple-to-operate remote control is included with your Mendota FullView gas fireplace. It allows you to easily:

- Turn the pilot and burners on and off
- Adjust the flame height and heat output to your comfort
- Turn the blowers on and off or adjust blower air output
- Turn the FireLight on and off
- Even turn off the rear burner on mild days

You can accurately control room temperature using the remote control's smart digital thermostat. Simply set the temperature, and the burner will automatically turn down as room temperature nears the set temperature.



Save Energy by "Zone Heating" With a Mendota Gas Fireplace

Heat the room you use the most. With an energy efficient Mendota gas fireplace in the room you use the most, you can turn down the central heat, enjoy the beauty, warmth and fascination of Mendota's award-winning log fire, and save valuable dollars on your energy bill.

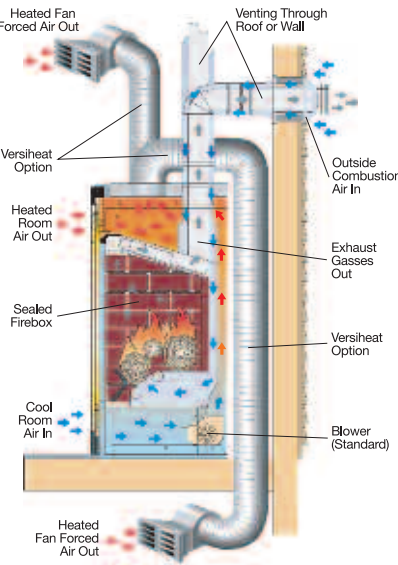
FireLight Accents your Hearth, With or Without Flames

Included with every FullView model. Use our FireLight accent lighting system when the fire's on to add extra drama and detailing to the interior lining and logs. Or enjoy the ambiance and gentle glow without flames or heat during warmer months.

Mendota Sealed Combustion, Direct Vent Technology With Versiheat—Forced Air Heat Transfer System (optional)

Mendota's sealed combustion, direct vent system draws air for combustion from outside the home into a sealed firebox. Exhaust is expelled through a separate vent. Room air is heated and recirculated. The system keeps warm air *in* and cold air *out*. This assures high air quality, maximum efficiency and trouble-free operation in today's tight homes.

Versiheat moves heat from your fireplace to other areas in your home. Mendota fireplaces have connections for two Versiheat kits to allow the transfer of heat to two other areas. Heat is moved through ducts with their own blowers and thermostats. This optional system provides heat to more than one room and moves unwanted heat out of the fireplace.

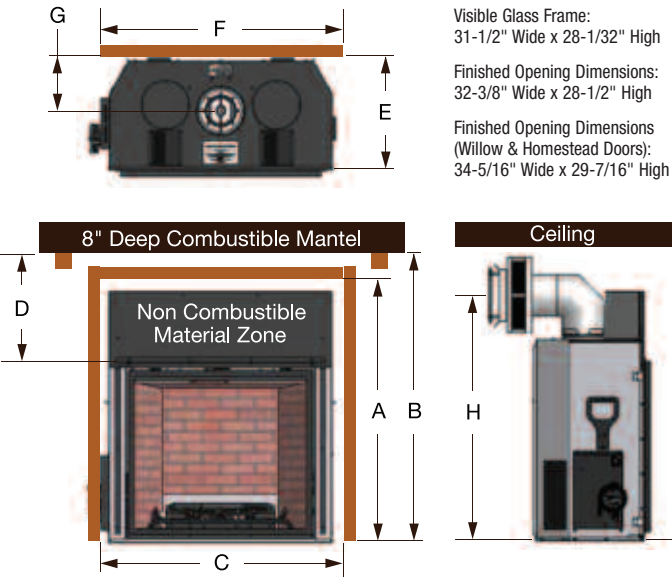


Ask your dealer about other Mendota heat management solutions, or visit www.mendotaearth.com

Mendota's environmentally friendly, sealed combustion, direct vent fireplaces are designed to meet exacting governmental EPA standards, as well as national LEED and NAHB guidelines for high efficiency and low emissions.



Mendota FullView (FV41) Direct Vent Gas Fireplace Specifications



FV41	
A	47"
B	48"
C	42-1/2"
D	18"
E	19-1/2"
F	42-1/2"
G	9"
H	42-1/2"
I	72"

Specifications			
BTUH	Hi 40,000	Lo 13,000	
Efficiency	Exceeds D.O.E. Efficiency Requirements (A.F.U.E.) for Direct Vent Wall Heaters		
Gas Supply	Natural or LP		
Vent Size	5" Exhaust, 8" Intake (Coaxial)		
Safety System	AGA Certified IPI Auto Electronic Ignition System Activated with Thermostatic Remote Control		
Safety Tested	Intertek to CGA/AGA/ANSI Standards		
Weight	225 lbs.		

Standard Equipment:
One ceramic plaque burner & one tube burner (back burner turn-off from remote control), premium fiber log set, grate, embers & coals, AGA certified safety system, IPI gas control system, blower, remote control with flame & fan modulation & accent lighting control, electronic ignitor, FireLight accent lighting, Red Soldier Course Brick or Natural Aged Herringbone interior lining.

Options:
Mendota fronts & doors; Limestone Brick & Black Porcelain Reflective interior linings; Classic andirons.

